



SimpliVity Video - Deleting HPE SimpliVity Backups

Article Number mmr_sf-EN_US000022564

Environment

- Server Platform: All
 - Software Version: All
 - Hypervisor: VMWare ESXi
 - Disclosure Level: Public
-

Issue

- This knowledge base video article will walk through the steps of how to Delete HPE SimpliVity Backups
-

Cause

NA

Resolution

Video Link: [Deleting HPE SimpliVity Backup](#)



There are two ways of backing up a HPE SimpliVity Managed Virtual Machine. Backups can either be policy driven or manual. Policy based SimpliVity Backups have a retention period defined in the backup policy. When the retention period expires the backup is automatically deleted from the system. When a Manual SimpliVity Backup is taken no retention period set by default and the backup will never expire. A manual backup must be manually deleted, or manually configured with a retention period.

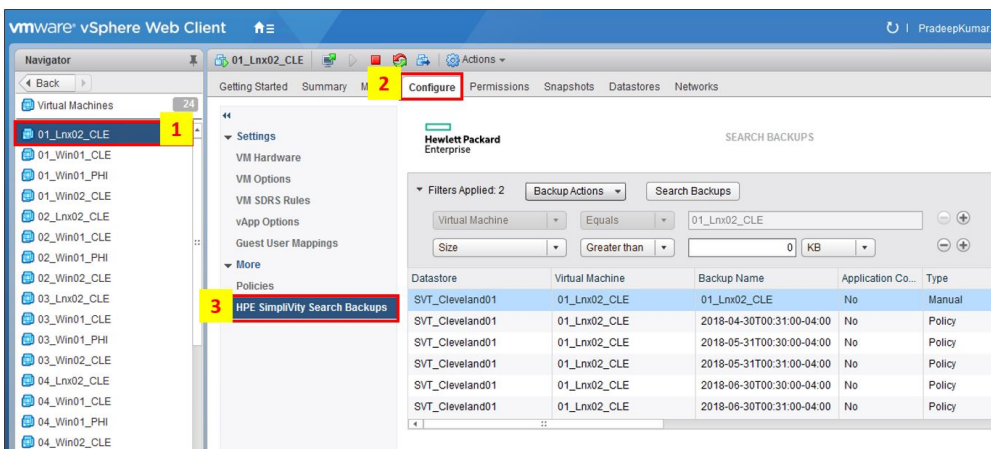
Steps to Delete HPE SimpliVity Backup

1. Select HPE SimpliVity Federation either from the Home tab or from the Navigator Menu

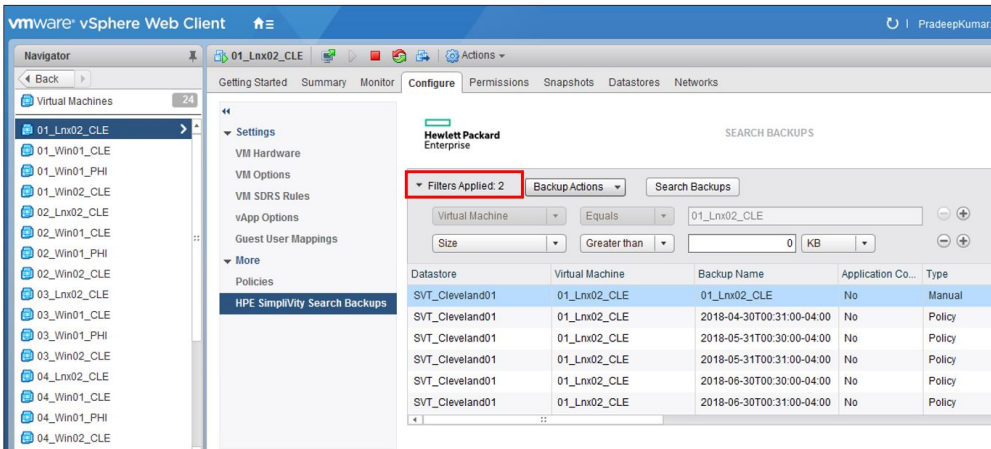


2. From the inventory list select Clusters or Virtual Machines to open the Objects tab.

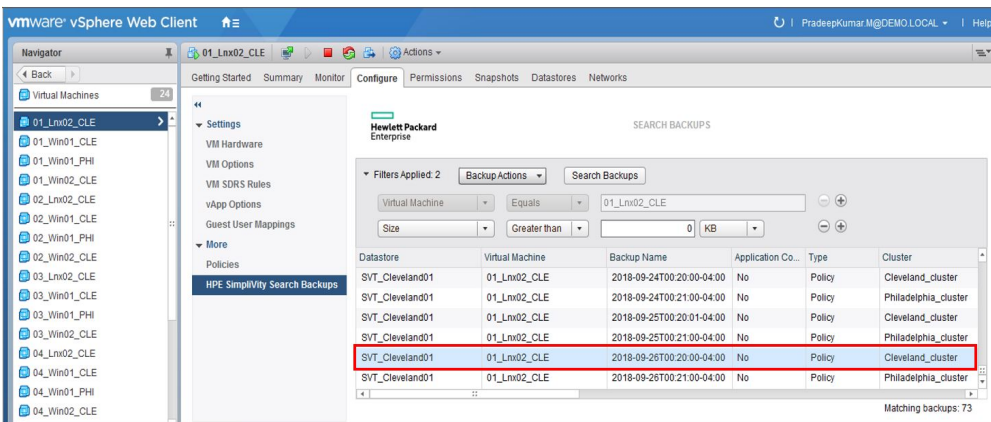
3. Double-click the object with the backup you need to access, then click the Configure tab and select the HPE SimpliVity Search Backups subtab.



4. Under the Filters Applied option, select a search parameter from the drop-down list, and complete the search criteria based on your requirements. There are various search criteria that You can use to refine your search and to select a particular backup.

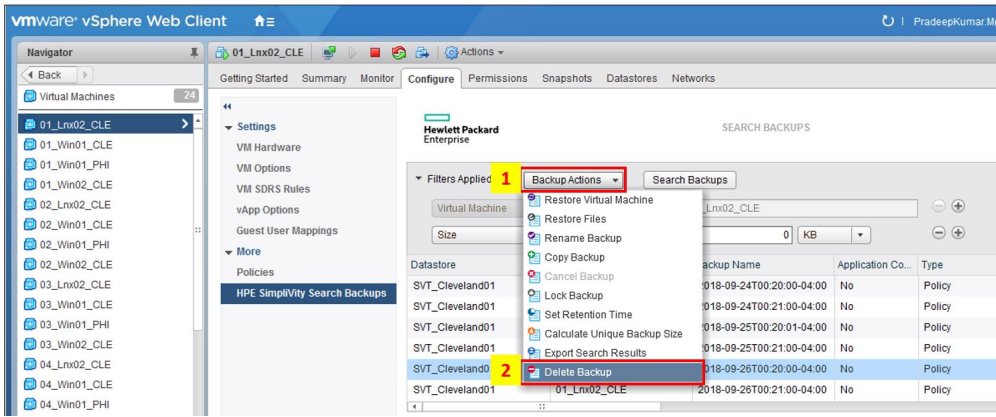


5. Select the row with the backup you want to delete.



Note - If you wish to delete more than one backup hold down the Ctrl key and click individual rows. Or, hold down the Shift key to select a group of rows.

6. Click Backup Actions > Delete Backups.



[Click here to access the HPE SimpliVity video gallery.](#)

© Copyright 2018 Hewlett Packard Enterprise Development LP. The information contained herein is subject to change without notice. The only warranties for Hewlett Packard Enterprise products and services are set forth in the express warranty statements accompanying such products and services. Nothing herein should be construed as constituting an additional warranty. Hewlett Packard Enterprise shall not be liable for technical or editorial errors or omissions contained herein.