



## NonStop Technical Library (NTL) – HPE NonStop Manuals

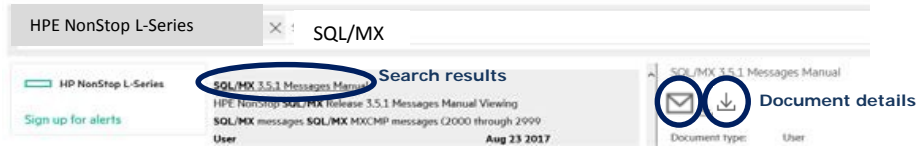
**IMPORTANT:** SAW has retired as of 9/21/18. For internal documentation, use the *new* HPE Internal Support Center link shown below.

**To access NonStop manuals on HPE Support Center:**

1. To view NonStop manuals, select a category (for example HPE Integrity NonStop L-Series). The Select an HPE product window displays.
2. Select **Documents** icon for faster navigation:



3. If you know the title of the document you are searching for, enter it into the search box. If you do not, enter a search term, for example, SQL/MX. The search results display. Click the document that matches your search criteria. The details for the document display in the right pane. To download, select  or to email a download link, select .



### HPE Integrity NonStop Manual Categories and Documents

[HPE Integrity NonStop L-Series](#)


[HPE NonStop SQL/MX HTML documents](#)

[HPE Integrity NonStop J-Series](#)

[HPE Integrity NonStop H-Series](#)

[HPE Integrity NonStop G-Series](#)

[HPE Integrity NonStop Release and Migration](#)

[HPE Internal Support Center NEW!](#)  Access to internal documentation is restricted to HPE service providers and channel partners only. To access internal documentation, ensure that you are signed in under the Settings toolbar on HPESC.

### HPE NonStop Softdocs

To access softdocs click [HPE Integrity NonStop Softdocs](#)

Log in using your HPE Passport. Under the **e-Services Applications** pane on the left, select **Scout for NonStop servers**. The Scout for NonStop servers home page appears. Select the **Document Search** tab.